

Modified Enlarged 24pt
OXFORD CAMBRIDGE AND RSA EXAMINATIONS

Monday 17 June 2019 – Morning

GCSE (9–1) Citizenship Studies

J270/02 Citizenship in action

INSERT

Time allowed: 1 hour 45 minutes
plus your additional time allowance



**You should spend approximately
30 minutes plus your additional time
allowance on this section.**

**5 Study Fig. 5.1, Fig. 5.2 and Fig. 5.3
and answer questions 5(a)–5(e) in the
question paper.**

FIG. 5.1

**Results of the 2015 and 2017 UK general
elections
(650 members of parliament [MPs] were
elected)**

Party	2015		2017	
	% vote share	Number of MPs elected	% vote share	Number of MPs elected
Conservative	36.9	331	42.5	318
Labour	30.4	232	40.0	262
Liberal Democrats	7.9	8	7.4	12
Scottish National Party (SNP)	4.7	56	3.0	35
UK Independence Party (UKIP)	12.6	1	1.8	0

Party	2015		2017	
	% vote share	Number of MPs elected	% vote share	Number of MPs elected
Green Party	3.8	1	1.6	1
Democratic Unionist Party (DUP) (Northern Ireland only)	0.6	8	0.9	10
Sinn Féin (Northern Ireland only)	0.6	4	0.7	7
Plaid Cymru (Wales only)	0.6	3	0.5	4
Independents	0.3	1	0.5	1
Social Democratic and Labour Party (SDLP) (Northern Ireland only)	0.3	3	0.3	0
Ulster Unionist Party (UUP) (Northern Ireland only)	0.4	2	0.3	0

FIG. 5.2

YouGov survey. 2017 general election result – how people voted by age (percentages, %)

Vote by age

Based on a survey of 52 615 GB adults about their vote in the 2017 general election

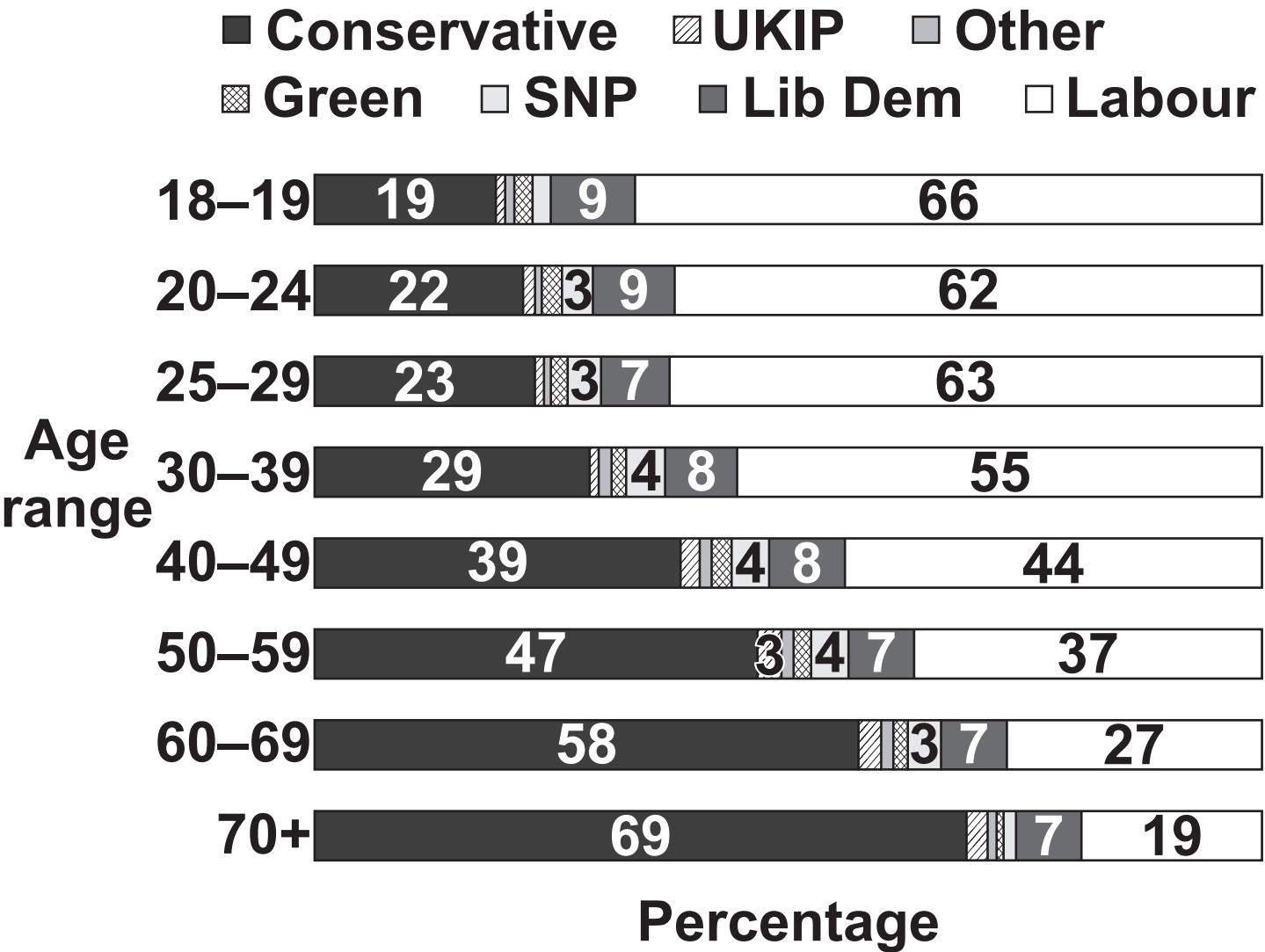



FIG. 5.3

'2017 UK general election result – how people voted by nation and region', Press Association, www.metrouk2.files.wordpress.com. Item removed due to third party copyright restrictions. Link to material: <https://metrouk2.files.wordpress.com/2017/06/pa-31634540.jpg?w=748&h=482&crop=1>



6 Study FIG. 6.1 and FIG. 6.2 and answer questions 6(a) and 6(b) in the question paper.

FIG. 6.1 (Adapted from data collected by the 'Office for National Statistics' (ONS))

Outcomes for criminal offences* reported to the police in the year to March 2017

Offences	Outcomes %						
	Suspect is charged / court summons	Formal action out of court (includes cautions and penalty notices)	Informal action out of court (includes community resolutions)	Suspect identified, victim supports action but there are difficulties with evidence	Difficulties with evidence because the victim does not support action against the suspect	Police investigation complete – no suspect is identified	Police investigation continues / outcome not yet recorded
Violence against the person	13	3	3	17	36	14	7
Sexual offences	8	1	0	17	24	14	27

Offences	Outcomes %						
	Suspect is charged / court summons	Formal action out of court (includes cautions and penalty notices)	Informal action out of court (includes community resolutions)	Suspect identified, victim supports action but there are difficulties with evidence	Difficulties with evidence because the victim does not support action against the suspect	Police investigation complete – no suspect is identified	Police investigation continues / outcome not yet recorded
Robbery	12	0	0	8	16	55	8
Theft	8	1	2	4	6	73	4
Criminal damage and arson	6	2	3	5	10	68	4
Drug offences	35	18	29	5	0	2	8
Possession of weapons	48	8	3	13	5	8	8
Public order offences	15	3	3	14	28	26	6
Crimes against society	24	2	3	16	15	16	13

Offences	Outcomes %						
	Suspect is charged / court summons	Formal action out of court (includes cautions and penalty notices)	Informal action out of court (includes community resolutions)	Suspect identified, victim supports action but there are difficulties with evidence	Difficulties with evidence because the victim does not support action against the suspect	Police investigation complete – no suspect is identified	Police investigation continues / outcome not yet recorded
All offences reported to the police	11	3	3	9	17	48	6

***Information for fraud is not included**

FIG. 6.2 (Adapted from data collected by the ‘Office for National Statistics’ (ONS))

People agreeing that the police are doing a ‘good’ or ‘excellent’ job

Age	%
16–24	62
25–44	63
45–64	60
65–74	64
75+	69

Employment status	%
In work	63
Unemployed	52
Retired	65
Student	68

Ethnic group	%
White	63
Non-white	62
Mixed	58
Asian or Asian British	63
Black or Black British	60
Chinese or other	64

Gender	%
Men	61
Women	64

- 9 Use information from FIG. 9.1, FIG. 9.2 and FIG. 9.3, your knowledge of the whole citizenship course and your experience of citizenship action to answer questions 9(a)–9(d) in the question paper.**

FIG. 9.1

Reopening your local community centre

Your local community centre has suddenly closed. The local district council has boarded up the building to prevent it from being damaged (see Fig. 9.2 opposite). The council owns the community centre and the land on which it stands.

A small group of volunteers has run the centre for over 20 years, paying a rent of £200 a year to the council. Over the years, volunteers have retired. No one else has come forward to help.

A popular event at the centre was the annual boxing show. The boxing club coach said he was devastated to hear news that the centre had closed.

The community centre is in the middle of the Hightown estate but it has good transport

links with the rest of your town. FIG. 9.3 on pages 13–15 includes information about people who live on the estate.

You and your friends want to campaign for the community centre to reopen. You decide to write an action plan.

FIG. 9.2

THE COMMUNITY CENTRE

The photograph shows a building which has had its windows boarded up.



BLANK PAGE

FIG. 9.3

Information about people who live on the Hightown estate

Age	Percentage (%) of Hightown residents	Percentage (%) of UK residents
0–4	4.9	6.2
5–15	5.9	11.4
16–19	2.6	6.3
20–29	6.9	13.6
30–44	11.9	20.4
45–59	17.6	19.5
60–74	23.5	14.7
75+	26.7	7.9

Index of deprivation
(Hightown in comparison to the rest of the UK)

Education, skills and training



Employment



Income



Health



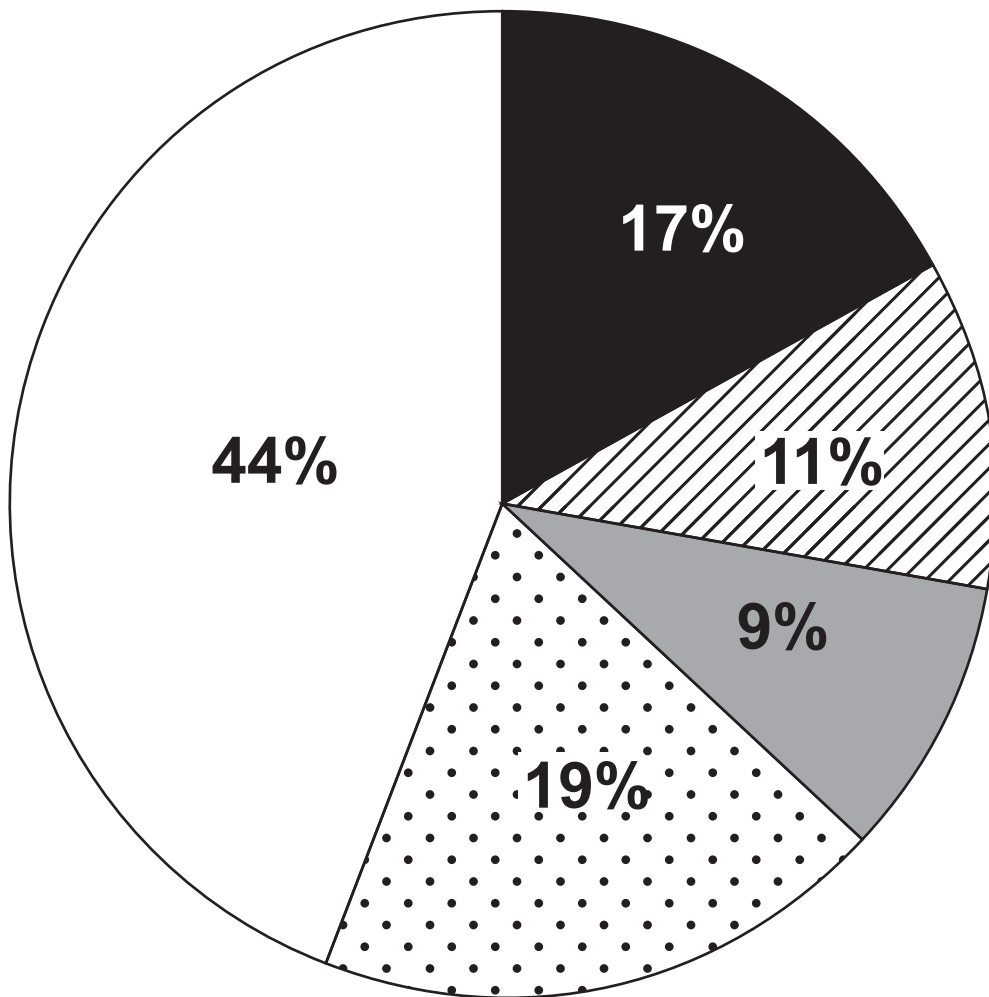
Living environment



Most deprived **Least deprived**

***Hightown is amongst the 9% most deprived communities for education, skills and training.**

Hightown estate – household types



■ Single person over 65

▨ Single person under 65

■ Single adult with dependent children

▤ Adult couple with dependent children

□ Two or more adults



Oxford Cambridge and RSA

Copyright Information

OCR is committed to seeking permission to reproduce all third-party content that it uses in its assessment materials. OCR has attempted to identify and contact all copyright holders whose work is used in this paper. To avoid the issue of disclosure of answer-related information to candidates, all copyright acknowledgements are reproduced in the OCR Copyright Acknowledgements Booklet. This is produced for each series of examinations and is freely available to download from our public website (www.ocr.org.uk) after the live examination series.

If OCR has unwittingly failed to correctly acknowledge or clear any third-party content in this assessment material, OCR will be happy to correct its mistake at the earliest possible opportunity.

For queries or further information please contact The OCR Copyright Team, The Triangle Building, Shaftesbury Road, Cambridge CB2 8EA.

OCR is part of the Cambridge Assessment Group; Cambridge Assessment is the brand name of University of Cambridge Local Examinations Syndicate (UCLES), which is itself a department of the University of Cambridge.